

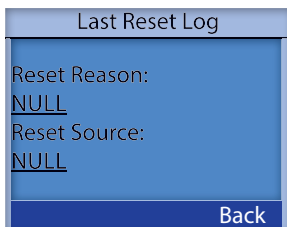
# Engineering Mode

For PD78X & RSSI

1. To enter “Engineering Mode” on the PD-78X terminal press the following buttons as show in FIG 1 in sequence, 1,2,3 and then press them once again. This needs to be done quickly.



FIG 1



In Engineering Mode you will see this.  
Press the Back button to get to the Service Mode screen.

**If you are still having trouble with this please contact:**

**Email:** [support@hytera.us](mailto:support@hytera.us)

PD78X&RSSI EngineeringMode 090514

**Hytera America**

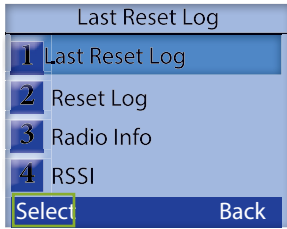
**Address:** 3315 Commerce Parkway  
Miramar, Florida 33025, USA

**Tel:** 800-845-1230 **Fax:** 954-846-1672

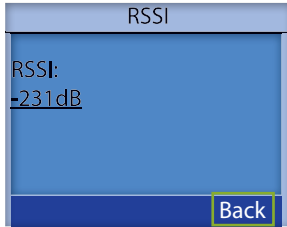
**http:** [www.hytera.us](http://www.hytera.us)

# Engineering Mode

For PD78X & RSSI



Using the down button on your keypad, navigate to menu item number 4 RSSI then press the select button.



In "RSSI" mode you can measure the received signal strength of the incoming signal. To exit this screen, you can either press the Back button twice or you can Press the P1 or P2 to exit immediately.

**If you are still having trouble with this please contact:**

**Email:** [support@hytera.us](mailto:support@hytera.us)

PD78X&RSSI EngineeringMode 090514

## Hytera America

**Address:** 3315 Commerce Parkway  
Miramar, Florida 33025, USA

**Tel:** 800-845-1230 **Fax:** 954-846-1672

**http:** [www.hytera.us](http://www.hytera.us)